

THE EQUINE TOUCH FOUNDATION INC.

Student Prospectus



The Equine Touch
Helping horses by educating humans



THE CANINE TOUCH
The better way to understand your dog

The Canine Touch
A better way to understand your dog



Vibromuscular Harmonisation Technique
VHT – the human touch

WEBSITE:WWW.THEEQUINETOUCH.COM

The Equine Touch Foundation Modalities



***Thank you for your interest in the
Equine Touch Foundation modalities.***

***This prospectus is designed to bring you details of
the Equine Touch courses and introduce you to
Canine Touch and VHT. Since its early days in the
late 1990s, we have seen the Equine Touch grow in
popularity around the world. As more horse owners
are introduced to the amazing benefits this discipline
can bring, we remain dedicated to our mission of
helping horses by educating humans.***

***We hope Equine Touch will offer you the training and
skills you are seeking, whether that be as a horse
owner or an equine professional, and look forward to
your involvement in our ever-increasing
global family.***

Best wishes,

A handwritten signature in black ink, appearing to read 'Ivanna'.



**Ivana Ruddock, MVDr.
Founder & Director of Education
The Equine Touch Foundation**

Table of Contents

<u>Background</u>	1
<u>Why Choose Equine Touch?</u>	2
<u>Accessible</u>	2
<u>Achievable</u>	2
<u>Affordable</u>	2
<u>The Courses</u>	3
<u>The Training Environment</u>	3
<u>Course Structure</u>	3 9
<u>Complementary Training Courses</u>	9
<u>Study Routes</u>	10
<u>Horse Owner/Lover Route</u>	10
<u>Practitioner Route</u>	10
<u>Accreditation</u>	11
<u>Which Route Is Best For Me?</u>	11 – 12
<u>Equine Touch Chart</u>	13
<u>Canine Touch</u>	14
<u>History of Canine Touch</u>	14
<u>The Courses</u>	14 – 15
<u>Canine Touch Practitioner Route Chart</u>	16
<u>Vibromuscular Harmonisation Technique (VHT)</u>	17
<u>The Courses</u>	17
<u>Vibromuscular Hamonisation Technique (VHT) Practitioner Route Chart</u>	18
<u>Student Support</u>	19
<u>The International Equine Touch Association</u>	19
<u>The Equine Touch Global Family</u>	19
<u>Equine Touch Admin</u>	19
<u>FAQs</u>	20 - 22
<u>Summary of UK Training Costs</u>	23
<u>Equine Touch Costs</u>	23
<u>Stretching & Mobilisation Costs</u>	24
<u>Canine Touch Costs</u>	24
<u>Vibromuscular Harmonisation Technique Costs</u>	25

Background

The Equine Touch was pioneered in 1997 by Jock Ruddock, an intuitive bodyworker. Two years later he was joined by his wife Ivana, a veterinary surgeon, former university lecturer and researcher. Together they formed the Equine Touch Foundation (ETF) and developed The Equine Touch into the respected international discipline it is today.

This remarkable approach to non-invasive bodywork (i.e. there is no manipulation, forced adjustment or deep tissue massage) consists of gentle moves made over specific points on the horse's body, working with the skin, fascia, muscles, tendons and ligaments.

The effect is the direct relief of muscle tension, while signals are sent to the nervous system via different receptors around the muscle cells and tendons. Musculoskeletal realignment can then happen as a natural process in the horse's body. Stretching the fascia during the unique move helps in restoring its pliability and the easing of adhesions. Circulation and lymphatic drainage may be rapidly boosted as a result.

The technique can bring about many positive effects on the horse's body. The physical, mental and emotional benefits can be profound in their depth, and results can occur in an astonishingly short period of time.

Jock and Ivana, together with their trained Equine Touch Instructors, became a strong team working to make this technique available worldwide and fulfil their mission statement: *to help horses by educating humans*

Sadly Jock passed away in November 2011.

Students of Equine Touch learn skills which will allow them to:

- Help to maintain their horse's soft tissue health
- Stay in tune with their horse: detect subtle changes in muscles that might indicate a small problem before it becomes a big one
- Give physiological support when coming back into, or increasing, work
- Assist with recovery after travelling, post competition or trauma
- Give comfort and care when confined on box rest
- Improve the bond between themselves and their horse

Approved Training



Between 2014 and 2016 IETA UK and Ireland was involved with the DEFRA-led project RMPR (Review of Minor Procedures Regime). At this point discussions started with a view to accredit the Equine Touch courses with a recognised Awarding Body. We are delighted to confirm that as from February 2019 our ET Practitioner Programme has been approved by LANTRA, a leading awarding body for land-based industries in both the UK and the Republic of Ireland. The Practitioner Programme now has three levels equivalent to our existing courses: Foundation (Level 1), Intermediate (Level 2) and Advanced (Level 3 and Post Level 3 rolled into one). These are structured according to National Educational Guidelines and for any of you who have done GNVQ or similar vocational courses, these will be familiar to you.

Why Choose Equine Touch?

The Equine Touch training has always been a comprehensive educational programme. Each level of training offers a capsule of skills that will stand alone as a tool-kit, or can be built on with further study. This approach allows us to offer training which is accessible, achievable and affordable.

Accessible

- Simple criteria necessary for attendance: a desire to improve the well-being of your horse
- Anyone interested or involved in the care of equines can attend the courses
- No prior knowledge of anatomy & physiology or human complementary work required
- A network of licensed instructors deliver regular courses in a number of countries around the world.



Achievable

- Courses usually run over a week-end (Fri to Sun or Sat to Mon) following regular working hours so they can be fitted in around other commitments. Some week-day courses are offered

- Structured training delivers a complete capsule of skills at each level
- Each individual student, horse owner and professional can decide up to which level of education they wish to study

Affordable

- The training programmes offer value and valuable skills that can be put into effect immediately by the horse owner
- 2-part payment spreads the cost of each course
- Pay as you go: each programme is priced individually so you can progress through at a pace you and your pocket can manage

We also offer a professional study route which can lead to the award of the Equine Touch Practitioner diploma and LANTRA Certification. (See Study Route section).

About Our Courses

The Training Environment

The Equine Touch courses are taught at selected venues around the country. All venues offer a pleasant teaching environment for the classroom, human and equine elements of the training. Student groups are managed to ensure every student is able to receive individual attention, whilst being able to draw on the benefits of group learning.



All courses are supported by detailed illustrated learning materials with professional DVDs also available.

Course Structure



At Foundation and Intermediate students will learn and practice the Equine Touch move and fundamental human bodywork procedures, before going on to learn the equine address.

This human element has 3 key benefits:

1. It enables students to experience some of the effects of the bodywork and gain an understanding of how the body reacts
2. It allows students to receive verbal feedback on their work from the instructor and fellow students
3. Practicing the unique move on the human helps when transferring skills to the horse

Split Foundation Course (Introduced 2017)

The Foundation course is available in two formats - overall content is exactly the same but with the standard 3 day course being split and taught as two 2-day courses.

ETF felt that by introducing the new split class, Equine Touch would be even more attractive and accessible to the horse owner. During Foundation Part 1 students will be taught the basic skills which form the mainstay of every ET session, as well as learning about the ethos behind what makes ET tick. Part 2

teaches additional skills to support the basic work of Part 1. Part 2 will normally be scheduled 8 weeks or so after Part 1. Some students may feel Part 1 is all they want to learn and can attend Part 2 sometime in the future if they change their mind.

Foundation (Formerly Level One)

Course duration: One '3-day' course OR two '2-day' courses

Learning Outcome:

Students will gain an individual understanding of the Equine Touch and learn the Foundation skill-set to apply to their own horses.



Scope of the Course:

- Learn the Equine Touch move
- Learn a dynamic body balance for the rider
- Learn the full Basic Body Balance for horse – this is the cornerstone 'whole horse address' of the Equine Touch and forms the basis of the Equine Touch work
- Learn six key Area of Concern procedures for the horse* – these procedures cover areas that commonly crop up as needing maintenance in most horses irrespective of age or work pattern (e.g. hamstrings, foreleg, middle back) - * *Taught during ET Foundation Part II*



Suitable for:

- Any person interested in or involved with horses
- Anyone looking for practical skills to help their own horses

Pre-requisite to attend:

- The desire to improve the well-being of their horses
- Applicants must be 18 years of age



Intermediate (formerly Level Two)


Course duration: 3 days

Learning Outcome:

Students will build on the Foundation training, improving their understanding of the Equine Touch and learn further procedures to increase their skills.

Scope of the Course:

- Refresh all Foundation human and equine procedures
- Fine tune the student's technique
- Learn an Advanced Body Balance for the horse – this additional 'whole horse' address is a further option that can be used in appropriate situations. Students will be instructed on how to select the appropriate Body Balance for differing Equine Touch scenarios
- Learn fifteen new procedures for Areas of Concern for the horse
- Learn three new procedures for Areas of Concern for the rider



Pre-requisite to attend is either:

- Equine Touch Level One; Equine Touch Level One Parts I & II (>Jan 2019) or
- Equine Touch Foundation; Equine Touch Foundation Parts I & II (Jan 2019 >)



COURSE DETAILS

Advanced (formerly Level 3 Practical and including Post Level 3 Home Study)

Course duration: 2 days (plus 1 day to include Final Practical Assessment)

Learning Outcome:

Students will consolidate their understanding of the Equine Touch technique and correct use of the individual procedures.

Scope of the Course:

- Refresh the practical skills from the Foundation and Intermediate programmes
- Learn nineteen new moves and procedures designed to address Areas of Concern
- Improve the working style of individual students to ensure the effectiveness of their work and their longevity as a bodyworker



Pre-requisite to attend is either:

- Equine Touch Level One; Equine Touch Level One Parts I & II, and Level Two (<Jan 2019) OR
- Equine Touch Foundation; Equine Touch Foundation Parts I & II; Equine Touch Intermediate (Jan 2019 >)



Advanced Practical Assessment

Duration: 1 Day

The final assessment of practical skills and the student's ability to think like a practitioner and communicate with the horse owner in given scenarios. The day includes the opportunity to review portfolio evidence to date.

COURSE DETAILS

ET & Beyond

Course duration: 1, 2 or 3 days

ET & Beyond is taught by ETF Founder Ivana Ruddock-Lange and scheduled only when she is in the country. The student will gain an advanced understanding regarding their approach to the horse and using the Equine Touch as a bodywork tool to address specific areas of concern at different stages. Course length may vary.

Scope of the Course:

- Refresh and explore the role of the Equine Touch modality as a whole applied at an advanced level
- Learn the latest new procedures, and where and how to use them in conjunction with previous levels of training
- Improve the ability of the student as a bodyworker in both practical work and professional presentation

Pre-requisite to attend is either:

- Equine Touch Level Three – Practical Module (<Jan 2019) OR
- Advanced (>Jan 2019)

Review Day

Course duration: 1 day

Review days are held by ETF Instructors at various points throughout the year to enable students to refresh previously learnt skills and to give practitioners OPD/CPD opportunities.

Scope of the Course:

- Refresh skills appropriate to the student's level of study.
- Reconnect with other students to discuss and learn from each others' experiences
- Keep practical work current and skills up to date.

Complementary Training Courses

Stretching & Mobilisation, the Equine Touch way

Course duration: 1 day

Learning Outcome:

The student will gain an understanding of equine stretching and mobilisation – its benefits, how/when to use, and how to carry this work out safely for both horse and student. A variety of practical techniques and procedures will be learned in a hands-on teaching environment.



Scope of the Course:

- Benefits of stretching and mobilisation, how and when to use
- Joint mobilisation techniques
- Active and passive stretching procedures
- Carrot stretching technique and routine (by MVDR Ivana Ruddock)

Pre-requisite to attend:

- Open to anyone over the age of 18



COURSE DETAILS

Study Routes

There are two study routes available:

1. The Equine Touch Foundation's **Horse Owner Route**
2. The Equine Touch Foundation's **Practitioner Route**

Students attend the same practical training courses on both routes.

Horse Owner/Lover Route

We welcome people who wish to study with us to benefit their own horses. Students on this route can study up to whatever level they wish for their own enjoyment and education. Foundation and Intermediate courses can be repeated in full at any point at half price. If at a later date the student wants to expand their knowledge, they can register and complete the Practitioner Route at any time.

Practitioner Route

The Practitioner Route is for students wishing to offer Equine Touch as a professional service to others or who already have qualifications in other related disciplines and wish to add to their portfolio of skills for the equine. This robust route of training and continual assessment is designed to produce dedicated and professionally trained Equine Touch Practitioners who present the modality to the public with professionalism and to the high standards of proficiency required by the Equine Touch Foundation and the general public.

Students on the Practitioner Route are required to show they can do Equine Touch by writing about it, performing it and cataloguing everything in a portfolio of evidence. Equine Touch Practitioner Route comprises 3 practical courses (Foundation; Intermediate and Advanced) each making up a complete Programme of Study and consisting of the following elements:

1. Collecting Horse Case Studies
2. Building a portfolio of evidence showing understanding of:
 - i. Equine Touch Knowledge and Application
 - ii. Equine Anatomy & Physiology
3. Equine Touch Practical Assessment

On successful completion of each programme, a LANTRA Certificate of Achievement is awarded. When all three programmes are completed the Equine Touch Practitioner diploma and licence can be awarded.

See page 13 for a diagram of the Practitioner Route and details of the route's components.

Practitioner Diploma and Beyond

Once qualified there are ongoing requirements to maintain the qualification, including:

- Working within the Practitioner licence agreement
- Mandatory membership of IETA, the International Equine Touch Association (the Professional Association for students and practitioners of Equine Touch Foundation modalities)
- Appropriate insurance with proof provided to IETA
- ET-specific Ongoing Professional Development (OPD) requirements

A separate Practitioner Route Information Guide is available with full details.

Which Route Is Best For Me?

The choice of study route is down to each individual student.

We do not require a decision from you as to which route you wish to follow in advance of you starting your training. We encourage students to first experience what Equine Touch is all about by either attending the Foundation: Part I course or the full Foundation 3-day course.

However, any student who wishes to offer Equine Touch to others as a paid service must be qualified as an Equine Touch Practitioner and meet the ongoing requirements of holding this qualification.

If you decide to pursue the Practitioner qualification, students should contact their Instructor who will be happy to help you.

Switching study route

It is possible to switch route at any stage of learning. Some students study beyond Foundation before deciding to switch. This is possible because the training courses undertaken are the same for any student. The decision is yours!

IETA-UK and Ireland

Anyone can join IETA UK & Ireland the Association which supports Students and Practitioners with their ET journey and sponsors events to provide learning opportunities for all its members. We strongly encourage all students to show their support by joining and becoming an active member of the greater ET family! If you have any questions relating to IETA-UK and Ireland membership, OPD, events, practitioner and student support etc – the IETA Committee can be contacted by email to:

- ietaukandireland@gmail.co.uk

Programmes	Practical Training	Home Study <i>Evidence Gathering</i>	Assessment & Verification
<p>Option 1 <i>Equine Touch Foundation</i></p> <hr/> <p>Option 2 <i>Equine Touch Foundation Parts I & II</i></p>	3 day Practical Course	<ul style="list-style-type: none"> ▪ Foundation ET theory ▪ Foundation A&P ▪ Foundation Horse Case Studies (10x3) 	<ul style="list-style-type: none"> ▪ Foundation Portfolio of Evidence assessed and verified internally by ETF Instructor ▪ Practical assessment (1 day)
Equine Touch Intermediate	3 day Practical Course	<ul style="list-style-type: none"> ▪ Intermediate ET theory ▪ Intermediate A&P ▪ Intermediate Horse Case Studies (10x3) 	<ul style="list-style-type: none"> ▪ Intermediate Portfolio of Evidence assessed and verified internally by ETF Instructor ▪ Practical assessment (1 day)
Equine Touch Advanced	2 day Practical Course plus Potential 1 day Revision to include Final Practical	<ul style="list-style-type: none"> ▪ Advanced ET theory ▪ Advanced A&P ▪ Advanced Horse Case Studies (20x3) 	<ul style="list-style-type: none"> ▪ Advanced Portfolio of Evidence assessed and verified internally by ETF Instructor ▪ Final Practical assessment (after 10 case studies completed)
Final Portfolio Submission	<ul style="list-style-type: none"> ▪ Submit complete portfolio for final internal assessment and external verification/ standardisation and apply for upgrade from student to Practitioner on receipt of a successful outcome 		
Application for Practitioner Diploma		<ul style="list-style-type: none"> ▪ Sign the ETF Trademark Licence and IETA-UK & Ireland Practitioner Agreements; Acquire Insurance cover; upgrade IETA-UK & Ireland membership ▪ Certificate from Lantra with optional Skills Card 	
Ongoing Professional Development (OPD)	<ul style="list-style-type: none"> ▪ OPD with licensed ETF Instructor required to maintain licence to practise T & Cs apply 	<ul style="list-style-type: none"> ▪ Programmes of study are issued as follows - Foundation - following registration and induction. Intermediate on successful completion of all related Foundation theoretical and practical assessments. Advanced on successful completion of all related Intermediate theoretical and practical assessments. ▪ Building the portfolio of evidence is the student's responsibility and all are encouraged to complete learning outcomes on the basis of continuous assessment. 	

Canine Touch

History of Canine Touch

Evolved by MVDr Ivana Ruddock, initially Canine Touch was an extension of the Equine Touch. However, as a practising veterinarian and anatomy lecturer, with a comprehensive understanding of canine anatomy and physiology, Ivana changed the focus of the address specifically to suit the canine.



Canine Touch is a non-diagnostic, non-invasive, hands-on discipline that works at a holistic level. A comprehensive technique, it optimises the function of the soft tissue, balancing the nervous system and positively encouraging relaxation to allow natural healing to take place.

The Courses

Training in Canine Touch is available in some countries. Contact the Equine Touch Admin Coordinator or view the website to find out where courses are available.



Level One (Practical)

Course duration: 2 days

Learning Outcome:

Students will learn the theory of Canine Touch and receive hands-on training in all the procedures suitable for the first address of the dog.

Scope of the Course:

- Students are introduced to the moves used in basic Canine Touch, including spinal procedures and the dynamic body balance
- Students are taught some human work to learn the move before going on to transpose the skills on to the dog

Suitable for:

- Any dog owner looking for practical skills to help their dogs

Pre-requisite to attend:

- The desire to improve the well-being of their dogs



CANINE TOUCH

Level Two (Practical)

Course duration: 2 days

Learning Outcome:

Students will review their Level One training and be introduced to further techniques and advanced procedures to gain a complete knowledge of Canine Touch practical skills.



Scope of the Course:

- Review of the Basic Procedures and refining the students' technique
- Introduction of the 'S' move used in the advanced procedures
- Area of Concern procedures
- Principles of gentle stretching techniques



Pre-requisites to attend:

- Canine Touch Level One

Professional Study Route

A professional study route has been developed for those wishing to qualify as a Practitioner of Canine Touch although it is currently under development and we hope to have the programme approved by LANTRA very soon. The Practitioner Route Information Guide will be available when this happens. Contact the Admin Coordinator, ukcentre@theequinetouch.com to register interest.

The proposed programme will have three practical courses each involving ongoing assessments in the practical work, Anatomy and Physiology and Canine Touch theory. The Level 3 course is new and currently being piloted with registered students and will eventually encompass the Canine Touch Theory module which has been phased out.

As the practical element in Levels 1 and 2 will not change, new students can still attend these courses and will have all the skills needed to work on their own dogs.

CT Educational Materials

The Canine Touch book and DVD can be purchased from Lyn Palmer, Tel: 01458 860287 by anyone interested in learning more about the Canine Touch modality.



CANINE TOUCH

Vibromuscular Harmonisation Technique (VHT)

Many students find learning Equine Touch sparks a growing interest in a holistic approach to body work and wish to study Vibromuscular Harmonisation Technique (VHT), the human form of the Equine Touch modality.



Like Equine Touch, VHT is a non-diagnostic, non-invasive, energy and connective soft tissue discipline which works at a holistic level. On a practical level VHT consists of a series of gentle vibrational moves applied to specific points in defined and choreographed patterns. These are performed in a continuous flow to take the body into a holistic state

of resonance from where it can find relaxation, balance and support to address problems at many levels.

The Courses

Courses can be attended by anyone interested in learning human body work. Designed to build progressively and give skills of immediate use.



VHT Modular Programme

The programme consists of four units taught in three 2-day blocks:

- Units One to Three taught by licensed VHT Instructors
- Unit Four currently taught by the Director of VHT

Professional Study Route

A study route to achieve a VHT Practitioner Diploma is available. Contact Jo Fernandes, JIFrnds@aol.com for more information.



VHT Family & Friends

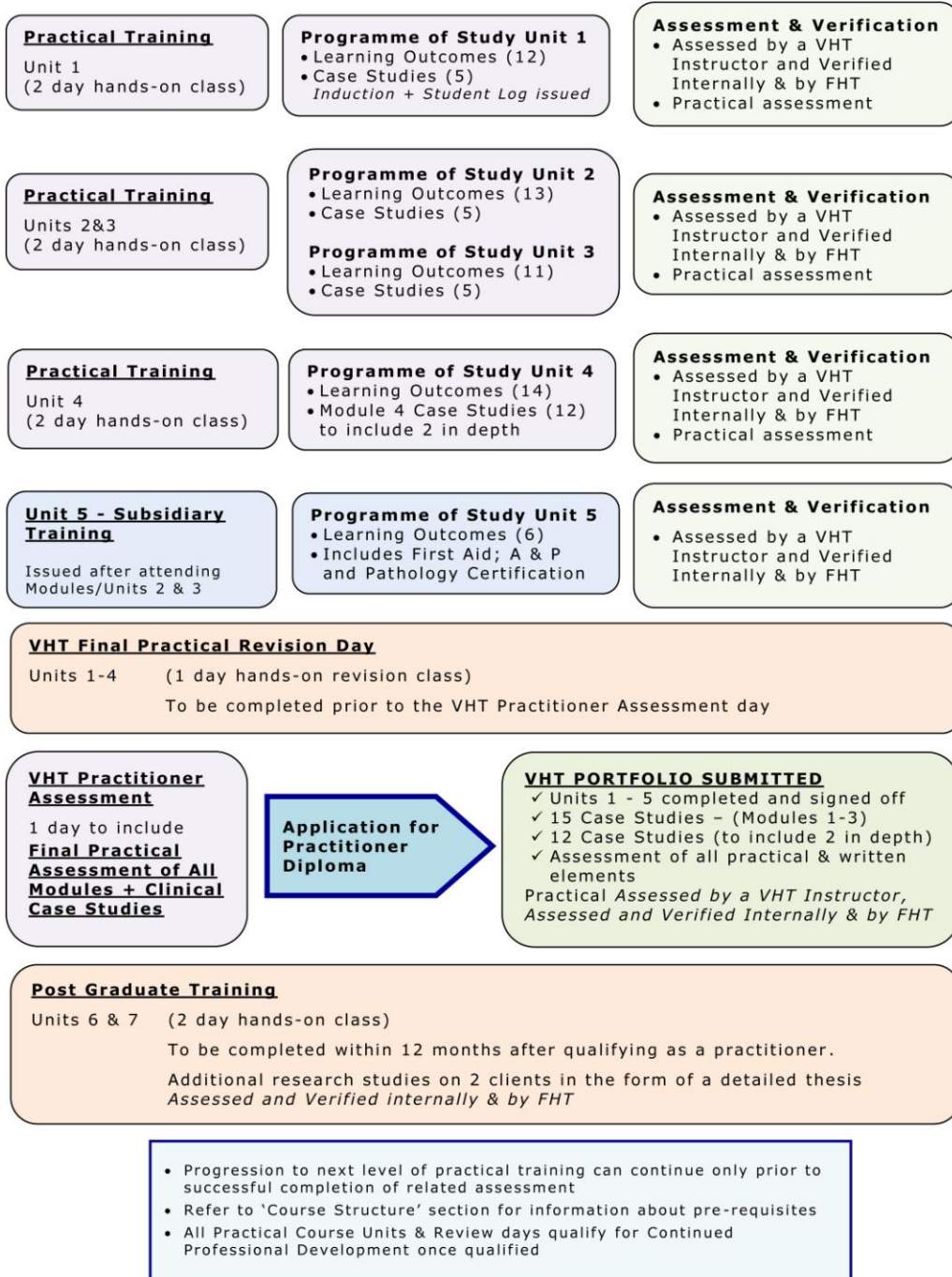
A 2-day stand-alone course which teaches a capsule of skills to take home to help family and friends.

Ideal complementary training for Equine Touch students.


Please Note:

VHT Practitioner Route is in the final processes of becoming a self regulating modality.

VHT Practitioner Route



Prior to the course being fully approved by the Federation of Holistic Therapies (FHT) the programme of study may require some amendments. Students registered on the route will be kept fully informed as to what changes, if any, need to be made.



Student Support



The International Equine Touch Association UK & Ireland



The International Equine Touch Association - IETA for short - is the Professional Association for students and practitioners of Equine Touch Foundation modalities. Under the auspices of ETF, the Association is run by a volunteer Committee elected from and by the membership.

The Association is designed to:

- support students and practitioners
- oversee and ensure adherence to the Equine Touch Code of Ethics
- work with instructors to organise revision days
- organise national and regional events (e.g. conferences, interdisciplinary workshops, social get-togethers)
- update members on developments within the organisation
- produce newsletters and magazines



Membership of the Association is encouraged as it is all about keeping in touch and showing support for everything ETF modalities do; helping to bring what we do to others and of course being a part of the greater ETF Global family! Students registered on a Practitioner Route are required to be members of IETA to continue their training.

The ETF Global Family

[The International Equine Touch Website](#) with a link to the UK section should be your first port of call for information about the ETF modalities. You can also find us on Facebook at:

[The Equine Touch](#)

[ET Facebook Addicts](#)

[CT Facebook Addicts](#)

[VHT Facebook Addicts](#)

Equine Touch Admin and IETA Membership Coordination

We have a central point for information and support in each country where students' queries relating to the operation of Equine Touch can be addressed or re-directed to the correct person within the organisation to answer any query. The contact details for UK and Ireland are:

Admin Coordinator: Liz Coates Email: ukcentre@theequinetouch.com
Mobile: 074431 19928
Address: 106 Ballyregan Road, Craigantlet, Holywood, BT18 9RP

STUDENT SUPPORT

FAQs

What prior learning do I need to study Equine Touch?

There are no pre-requisites to commence learning Equine Touch, other than a wish to improve the well-being of horses.

Do I need to do any reading/preparation in advance of the Foundation course?

There is no study required ahead of attending the course.

Is it worthwhile only studying Foundation?

Absolutely. The programme is designed in such a way that each level of training delivers a valuable 'tool kit' of skills. Many horse owners find the Level One skills are all they want and can incorporate this foundation training into their horse's health maintenance programme to great benefit.

What is included in the course price?

Each course fee covers the tuition, a fully illustrated manual and a summary card depicting all procedures taught.

(Manual only for Stretching & Mobilisation and VHT courses.)

I have limited horse handling experience. Will this be a problem?

Not at all. All we ask is that you advise us of the level of your horse-handling experience at time of booking so we can make any necessary arrangements.

Do I need to/can I bring my horse to the courses?

As a general rule, you will learn on the horses at your course venue. We find this to be of benefit to students, as it avoids the distraction from learning of how their own horse is responding, plus they can experience working with a variety of equine body shapes, breeds and age.

Where are the courses held?

Networks of licensed Instructors teach in countries worldwide. Please see the relevant country section at <http://www.theequinetouch.net> for your country's training schedule.

Is there a minimum age requirement for the courses?

Students must be over 18 years old to attend all courses in the UK. Apply to your instructor for age limits for other countries.

I have had strong reactions to bodywork in the past. Could this be a problem on the course?

No. Instructors are happy to discuss with any student if they have concerns over receiving bodywork as part of the training. Please highlight this at time of booking and the Instructor will be able to allow for this in the course.

Do I have to study each level with the same instructor?

No. The choice of course date, venue and instructor is up to you. All Instructors are taught to the same standard enabling Equine Touch to be the unique repeatable and duplicable modality it is. Most countries offer a wide choice of Foundation and Intermediate course options throughout the year. Advanced courses are taught by selected Instructors and the Equine Touch Foundation founders. The number and scheduling of these courses in each country is planned and publicised well ahead.

Can I complete a course one day at a time?

This is not possible. The Equine Touch Foundation is committed to delivering quality education to all its students and courses are designed to deliver the training in the given number of days stated. The format and content of each course is such that breaking up the training may have a detrimental effect on the learning experience for the student.

Are students with special educational needs able to attend these courses?

We aim to make our training accessible to all students, wherever possible. If you have special needs, or other learning requirements, please contact the Instructor to discuss prior to booking and we will make every effort to accommodate your requirements.

Do I have to decide what levels and route I wish to study before commencing my studies?

No. The educational programme is set up so students can undertake the Foundation training to find out what Equine Touch is all about and then decide if they wish to continue. There is no commitment to further study, on either route, at this stage and Foundation students will always have the Foundation Equine Touch tool-kit to use with their own horses.

How long does it take to complete the full training programme?

The level, route and pace of progression is up to the individual. It is recommended that students usually allow *at least* 8 weeks between programmes to allow sufficient time to consolidate their learning with practice at home. This is particularly important for students on the Practitioner Route.

On the Practitioner Route, once a student has completed the final practical assessment a period of 12 months is set for completion and submission of the portfolio of evidence. Should a student not be able to do this within the 12 months, the final practical assessment with ETF must be repeated (to ensure their practical skills still meet the required standards). Any student in this situation should contact their Instructor to agree a plan of action.

Can I change from the Horse Owner/Lover to the Practitioner study route after I have commenced my studies?

Yes, it is possible to do this. You will need to contact your Instructor for details of what you need to do. More details are available in the Practitioner Information Guide.

I want to study on the Practitioner Route but only own one horse. Will I be able to complete the required home study practical elements?

It is permissible to use only one horse to complete the Foundation assessments, if that is all a student has access to. However, as you progress through the levels a greater diversity of equine subjects will be required. This can be facilitated through the revision day schedules, where session recording can be carried out. Full details are given in the Practitioner Information Guide.

How long does it take to qualify as a Practitioner?

This varies from person to person. However as a rule of thumb it may take people about 18 – 24 months to complete the programme and submit the final practitioner application. It is important at the learning stage to gain as much experience through hands on practice and quality research as possible. It is this that can turn a good practitioner into an even better one.

I am already qualified in another equine body work discipline/complementary therapy. Does this allow me to commence studies at a higher level?

Because of the unique nature of the Equine Touch, there is no approved prior learning conferred from studies of other equine body work modalities. All students commence studies at Foundation, which gives the basic training from which the rest of the programme develops.

How do I get a copy of the Practitioner Information Guide?

Contact Liz Coates, ukcentre@theequinetouch for a copy.

Summary of UK Training Costs

Practitioner Route Cost Summary

Equine Touch Costs*

* Costs detailed below may increase depending on the requirements of the awarding body and the new assessment process. Learners will be notified of these if imposed. Any Learner mid-programme will not be subject to any increase in the fee for that programme (time limit may apply).

Equine Touch Training

OPTION 1	Foundation (Level 1))	3-day course	£360
OPTION 2	Foundation Part 1 (Level 1 Part I)	2-day course	£200
	Foundation Part II (Level 1 Part 11)	2-day course	£200
	Intermediate (Level 2)	3-day course	£375
	Advanced (Level 3)	2-day course	£280
	Repeat Course (Foundation, Intermediate or Advanced)		Half price (tuition only)
	Review/OPD day with licensed Instructor	1 day revision	£40 £50 (non-IETA member)

Equine Touch Practitioner Route

Registration	Cost
Foundation On receipt of signed student undertaking and registration fee <ul style="list-style-type: none"> ▪ Induction Pack containing Programme Policies is issued. Agreement must be signed and returned. E-pack of materials required to complete the Foundation portfolio is then issued.	£90** (Non-refundable)
Intermediate & Advanced E-pack for each subsequent Programme is issued once the previous programme is completed. Upfront Programme fee:	£70 (Non-refundable)

** Includes programme administrative costs, registration with Lantra and Lantra Certification and a year's student membership

Equine Touch Practitioner Route Practical Assessments

Foundation assessment	1-day Practical Assessment Submission of Completed Foundation Portfolio	£120
Intermediate assessment	1-day Practical Assessment Submission of Completed Intermediate Portfolio	£150
Final Advanced Practical assessment with ETF	Submission of 10x3 pre-practical assessment case studies 1-day Practical Assessment/Video Evidence	£150
Advanced Portfolio Assessment	Submission of Completed Advance Portfolio	£100**
**Second part of overall assessment cost		
Optional Extra after Advanced programme	Lantra Skills Card available	£15

Re-sits, Re-submissions (based on continuous assessment)

All Programmes	Re-submission of a LO (once only)	FOC
	Re-submission of the same Learning Outcome (second time)	£5
Practical Assessment	Re-sit (including review day)	£50

All prices correct at June 2019. Subject to future change.

Stretching & Mobilisation Costs

Stretching & Mobilisation	1-day course	£130
---------------------------	--------------	------

Canine Touch Costs*

** See Canine Touch Practitioner Route Guide for additional registration and assessment fees*

Canine Touch Training		
Level 1 Practical	2-day course	£250

Level 2 Practical	2-day course	£220
Level 3 Practical (Pilot Class Only)	2-day course	£220
Canine Touch Practitioner Route Elements		
Final Practical Assessment	1-day	TBA
Submission of final portfolio		TBA

*Vibromuscular Harmonisation Technique Costs**

** See VHT Practitioner Route Guide for additional registration, assessment and other course fees*

VHT General Training

VHT Family & Friends	2-day course	£270
----------------------	--------------	------

VHT Practitioner Training

Modular Training Programme:

Units One	2-day block	£275
Units Two & Three	2-day block	£275
Unit Four	2-day block	£275
VHT Final Practical Revision Day After Unit 4	1-day Review	£95
VHT Final Practical Assessment including 2 Clinical Cases	1-day Review	£95
Unit 5*		
Post Graduate Training**		£50
Units 6 & 7 Post Graduate Training**	2-day block	£350

* Unit 5 training is made up of a business element included in the programme of study.

** Post Graduate training - to be completed within 12 months of qualifying as a practitioner.

All prices correct at December 2018. Subject to future change accepted